


KE and TE Micro switch Adjustment.




Please note that micro switch adjustment is not covered by our warranty terms.



Reed switches activated by the magnet located under the motor arm. ○

There should be no need to touch the magnet.

The **stow** switch is closes to the back of the step.



By gently moving the switch left or right the stow position of the step can be changed. In the fully stowed position the switch should be reached, the circuit broken and the step firmly stowed against the back cover.

The operation is the same for the deploy switch. The switch should be reached, the circuit broken and the step firmly against the front cover.